

ACCORDS 0 : Standards

A

0			(7)		
	X				
(7)	X				
	X				
0					

Am

0			(7)		
X					
(7)	X				
	X				
0					

B

	X			(7)	
			X		
	(7)		X		
			X		
	X				

Bm

	X			(7)	
		X			
	(7)		X		
			X		
	X				

C

0					
X					
0			(7)		
	X				
		X			

Cm

		X			(7)
			X		
		(7)		X	
				X	
		X			

D

	X				
(7)		X			
	X				
0					

Dm

X					
(7)		X			
	X				
0					

E

0					
0			(7)		
X					
(7)	X				
	X				

Em

0					
0			(7)		
0					
(7)	X				
	X				

F

0	X				
X				(7)	
	X				
(7)		X			
		X			

Fm

0	X				
X				(7)	
X					
(7)		X			
		X			

G

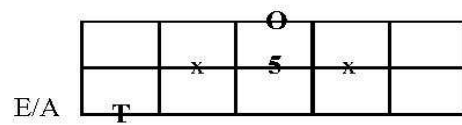
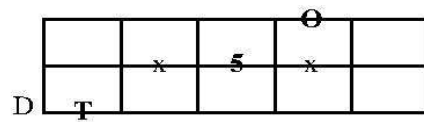
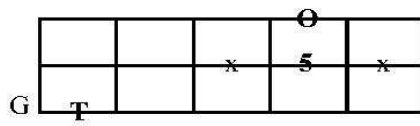
0					
0					
0			(7)		
	X				
		X			

Gm

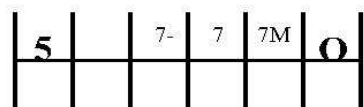
		X			(7)
		X			
		X			
		(7)		X	
				X	

ACCORDS 1 : Power chords

1- Power chords :

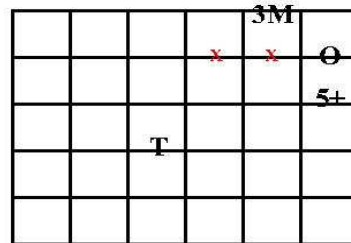
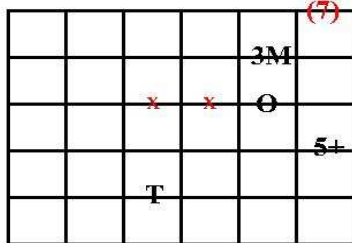
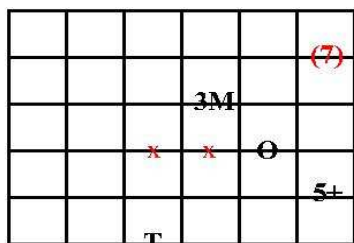


ACCORDS 2 : Triades / Tétrades

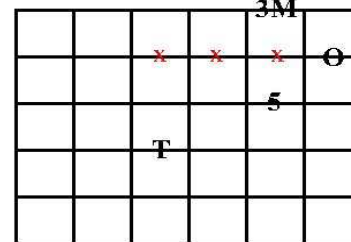
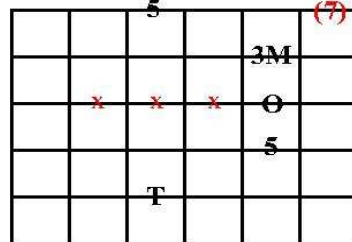
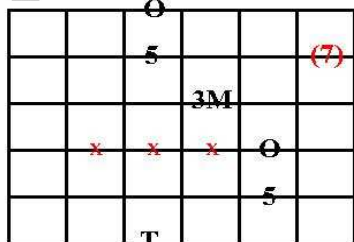


Pas de 7- avec 5+ (sinon pas de 6)

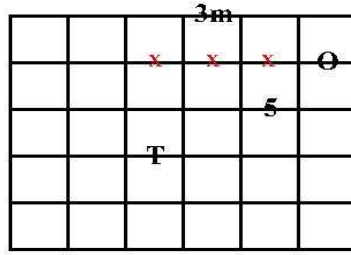
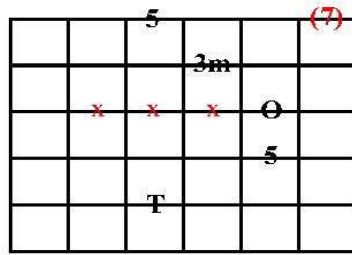
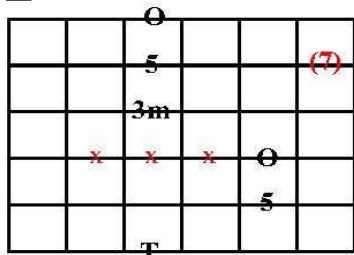
±



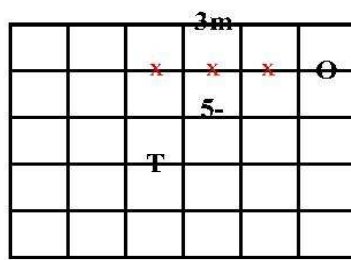
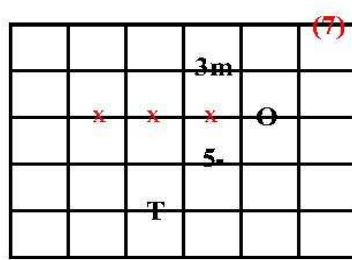
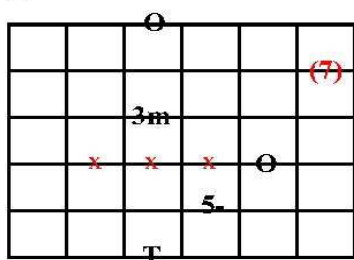
M



m



ı



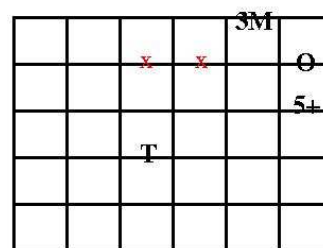
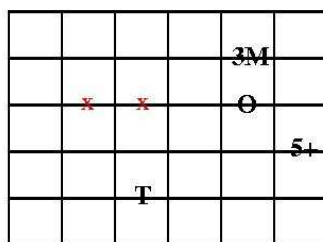
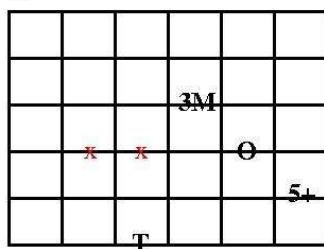
ACCORDS 3 : Accords 6

(Note : 6M = 7-)

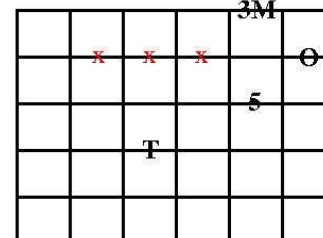
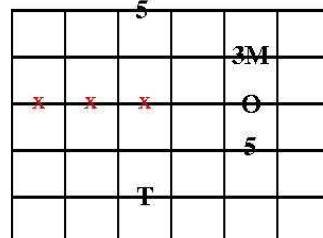
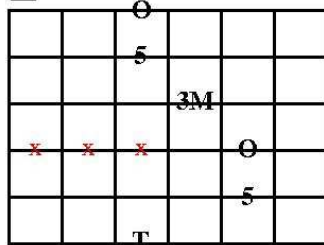
5					O
6-	6m	6M	6+		

Pas de 6- avec 5 ou 5+
Pas de 6m avec 5+

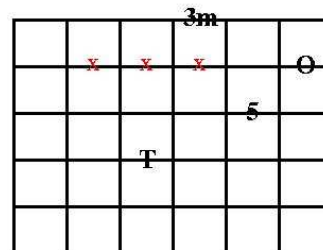
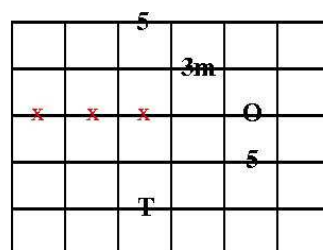
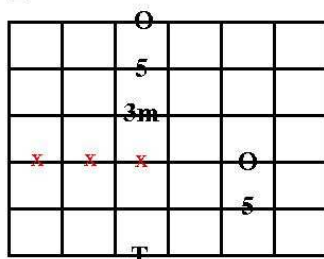
±



M

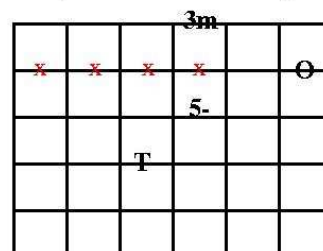
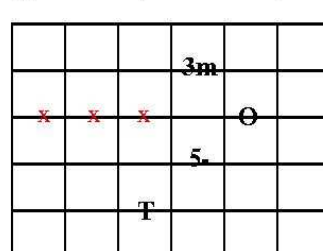
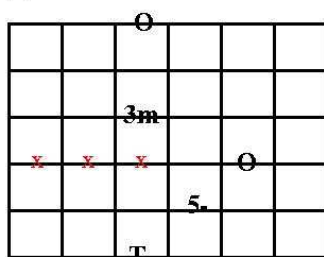


m

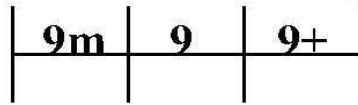


-

(même si elles n'apparaissent pas sur les 2 premiers diagrammes, les 6- sont possibles)



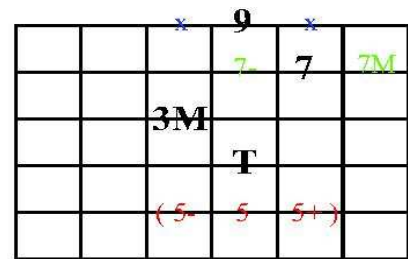
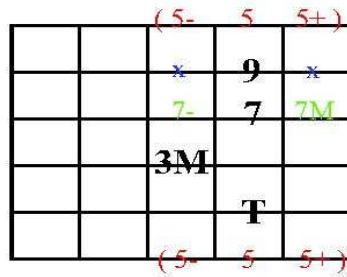
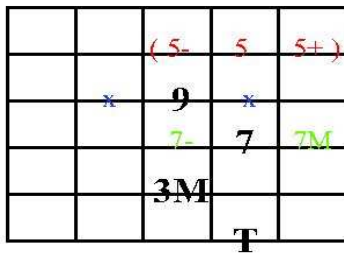
ACCORDS 4 : Accords 9



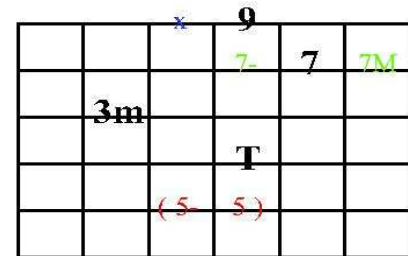
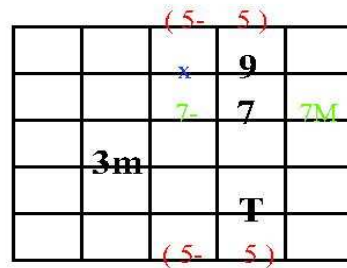
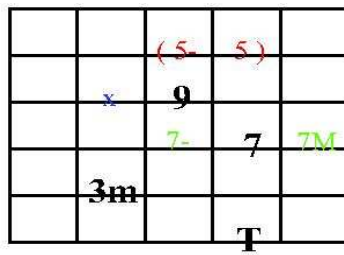
Pas de 9+ avec 3m ou 3-
 Pas de 9 avec 3-

Accords 9 (7/9) :

1- M / + :



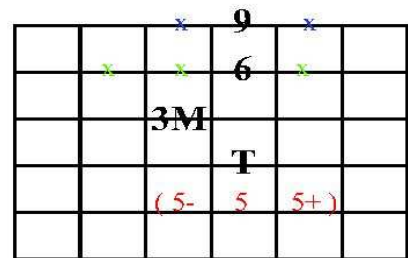
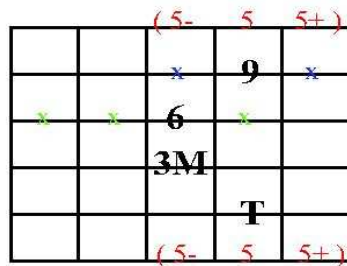
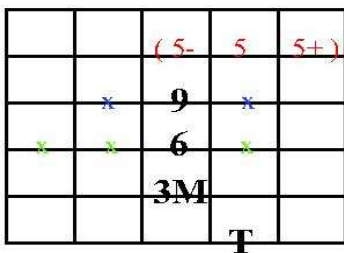
2- m / - :



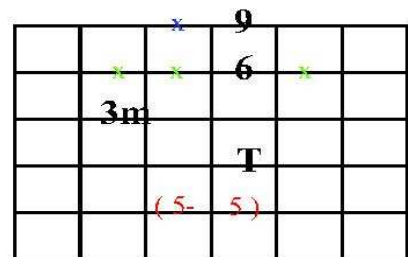
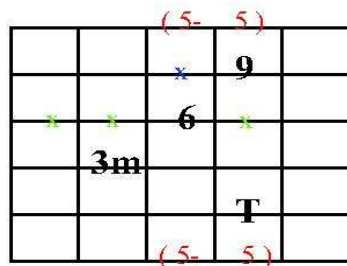
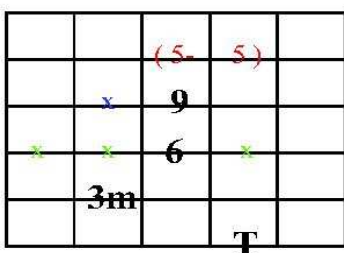
Accords 6/9 : Pas de 6+ avec 7 ou 7-
 Pas de 6 avec 7-

Pas de 6m avec 5+
 Pas de 6- avec 5 ou 5+

1- M / + / -3M :



2- m / - :



ACCORDS 5 : Accords 9 / 11 / 13

Accords 11 : (11 = 4)	11-	11	11+	Accords 13 : (13 = 6)	13-	13m	13	13+
---------------------------------	------------	-----------	------------	---------------------------------	------------	------------	-----------	------------

Positions standards :

		x	9	x
	x	x	13	x
	x	3M		
	7			
x	4	x	(5)	
T				

	x	x	13	x
		x	3M	
	7			
x	4	x	(5)	
T				
5				

Tétrades 7 9 11 13 :

		13		(O)		
			11			
		(O)		9		
					7	(O)
(T)						
					(T)	

		13			(O)	
		11				
		(O)		9		
					7	(O)
(T)						

		13			(O)		
			11				
		(O)		9			
					7		(O)

ARPEGGES : Triades

±

		O2			3M			5+			O3			3M			5+		
			5+			O2				3M			5+			O3			3M
			3M			5+				O2			3M			5+			O3
5+			O1			3M			5+			O2			3M				
	3M			5+			O1			3M			5+			O2			
		T			3M			5+			O1			3M			5+		

M

		O2			3M			5			O3			3M			5		
			5			O2				3M			5			O3			3M
			3M			5				O2			3M			5			O3
			O1			3M			5			O2			3M			5	
3M			5			O1			3M			5			O2			3M	
		T			3M			5			O1			3M			5		

m

		O2			3m			5			O3			3m			5		
			5			O2				3m			5			O3			3m
			3m			5				O2			3m			5			O3
			O1			3m			5			O2			3m			5	
3m			5			O1			3m			5			O2			3m	
		T			3m			5			O1			3m			5		

=

		O2			3m			5-			O3			3m			5-		
			5-			O2				3m			5-			O3			3m
			3m			5-				O2			3m			5-			O3
			O1			3m			5-			O2			3m			5-	
3m			5-			O1			3m			5			O2			3m	
		T			3m			5-			O1			3m			5-		

Position fondamentale : commence par T (T 3 5)

Renversement 1 : commence par 3 (3 5 O)

Renversement 2 : commence par 5 (5 O 3)

* la triade + étant constituée d'intervalles identiques (3M = 2T), les renversements sont identiques à la position fondamentale (schéma symétrique).